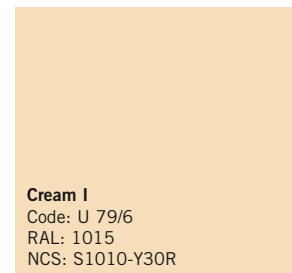


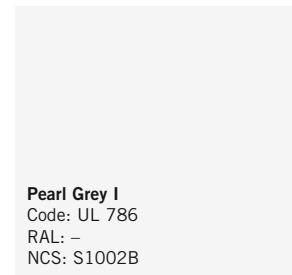



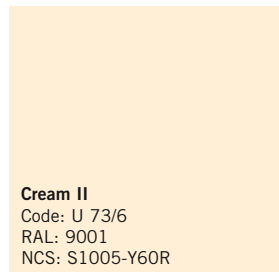



Classic Collection

The Classic Collection offers a wide variety of high-quality decorative finishes aligned to today's fashionable trends. The materials used are scratch- and impact-resistant, making them exceptionally tough and hard-wearing. With a great selection of solid colours, wood reproductions and textured finishes, the Classic Collection offers extensive design possibilities.




Your favourite







Planked Beech
Code: H 800
RAL: –
NCS: –




Maple
Code: HN 521
RAL: –
NCS: –




Birch
Code: H 4404
RAL: –
NCS: –



Light Oak
Code: HN 312
RAL: –
NCS: –



Dark Cherry
Code: H 47
RAL: –
NCS: –



Wenge
Code: HN 555
RAL: –
NCS: –



Surface: High-quality laminate with melamine resin finish.

Surface structure: Mould-made parchment (coarse matt). The melamine laminate corresponds to EN 438, Part 2 in terms of its wear and resistance properties.

- Resistance to the effects of light in accordance with Step 6/Wool Scale (corresponding to Blue Wool Scale per EN 438). No fading or colour changes even after lengthy service.

- Resistant to scratching in accordance with EN 438, Groups 1+2, Wear and Cracking.

- High physical stability and good resistance to acid-free, standard household cleaning agents.

- In the event of fire, no toxic, corrosive or otherwise injurious substances are released from the coating/laminate.

- Conventional household cleaning agents can be used for surface care and maintenance. Products with scouring or otherwise abrasive properties should not be used.

style




moveable partition specialists

presents DORMA products



www.style-partitions.co.uk


Design Collection

The Design Collection comprises high-grade real-wood veneers. Genuine wood adds individual character and true elegance to any room interior. The interplay of colour and graining enhances the genuine attraction of naturally grown wood, exuding beauty and expressiveness. A high-quality varnish protects the surface from scratching and the effects of light. We also recommend you take a look at our striking metallic decors and RAL-painted finishes.



Your favourite






Swiss Pear
Code: 0383.37.0001



Birdseye Maple
Code: 0383.40.0001



Wenge
Code: 0383.31.0001



Aluminium decor
Code: HP 441



Stainless steel decor
Code: HP 446



Painted to RAL



WN 053 083 51532/ST_UK_GB, 2.5, xx, 01/09, Subject to change without notice.

style

moveable partition specialists

presents DORMA products

www.style-partitions.co.uk

Functional Collection

The Functional Collection contains surface finishes that impart to the wall a useful additional functionality. The range available includes the following:

- Write-on and magnetic surfaces
- Special projection surfaces for data and daylight projectors
- Surfaces suitable for painting or wallpapering



Magnetic suitable for writing on with marker pens, white
Code: HP 8206



Magnetic suitable for writing on with marker pens, grey
Code: HP 8208

Your favourite



Projection surface, magnetic, white
Code: HP 8217




Projection surface, magnetic, grey
Code: HP 8219



Magnetic surface suitable for writing on with chalk, black
Code: HP 8205



Magnetic surface suitable for writing on with chalk, green
Code: HP 8211



Surface finish suitable for painting or wallpapering

WN 053 084 51532/ST_UK_GB, 2.5, xx, 01/09, Subject to change without notice.

style

moveable partition specialists

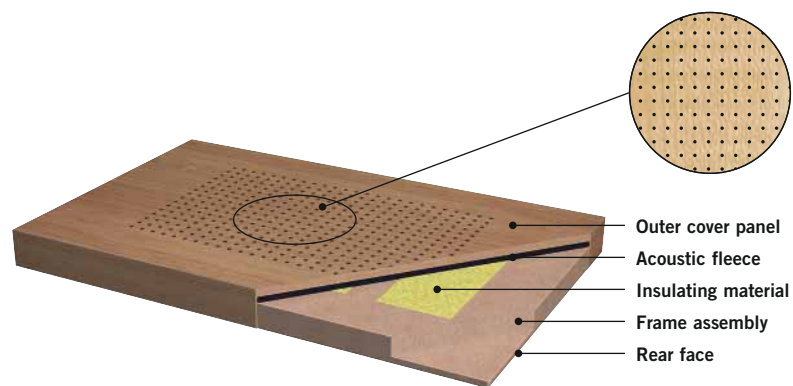
presents DORMA products

www.style-partitions.co.uk

DORMA MOVEO® Acoustic for a better in-room ambience.

Hard, resonant surfaces such as glass frontages, fair-faced concrete walls and cladding are being used with increasing frequency in modern architecture. These give rise to echo, reverberation and sound reflection which can adversely affect language comprehension and audibility, as well as being perceived as noise nuisance.

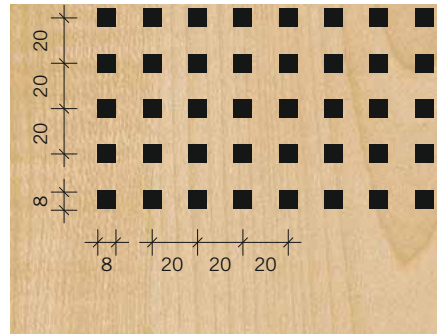
DORMA MOVEO acoustic surfaces, on the other hand, ensure outstanding sound absorption and a thoroughly pleasant in-room atmosphere. Characterised by their special lightness in weight and design integrity, the sound-absorbing materials are incorporated within the 100 mm thick element. Such integrated acoustic panels also save space in the stacking/parking area, and are available in various perforated or slotted patterns.



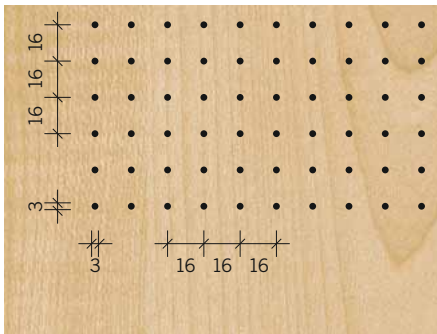
The surface finish collections are also available in the following special acoustic versions:



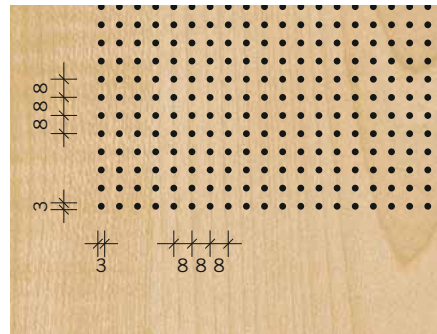
Micro-perforation
 Code: Micro Perforation_1.5_6 Spacing: 4.5 mm
 Diameter: 1.5 mm Dimensional grid: 6 x +1.5 mm
 Only for veneered or varnished surfaces.



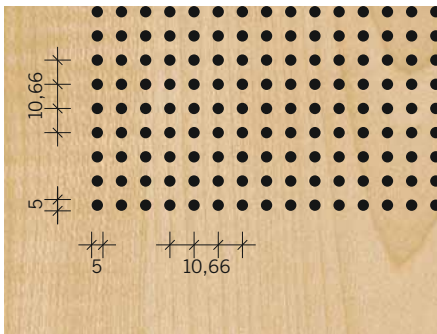
Squares
 Code: Square_8_20 Spacing: 12 mm
 Edge length: 8 mm Dimensional grid: 20 x +8 mm



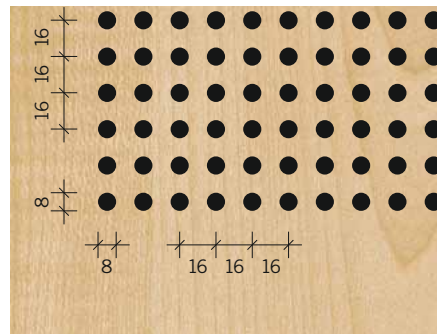
Circles 3-16
 Code: Circle_3_16 Spacing: 13 mm
 Diameter: 3 mm Dimensional grid: 16 x +3 mm



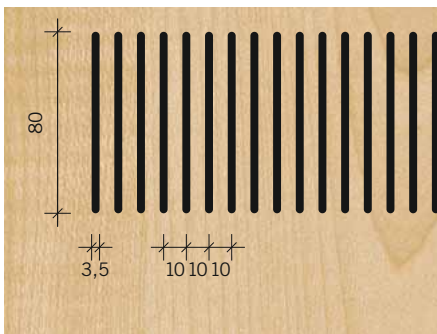
Circles 3-8
 Code: Circle_3_8 Spacing: 5 mm
 Diameter: 3 mm Dimensional grid: 8 x +3 mm



Circles 5-10.66
 Code: Circle_5_10.66 Spacing: 5.66 mm
 Diameter: 5 mm Dimensional grid: 10.66 x +5 mm



Circles 8-16
 Code: Circle_8_16 Spacing: 8 mm
 Diameter: 8 mm Dimensional grid: 16 x +8 mm



Vertical slots
 Code: VSlot_3.5x80-13.5x100
 Width: 3.5 mm Dimensional grid: vertical 100 x +80 mm
 Height: 80 mm Horizontal 13.5 x +3.5 mm



3 different fleece types:
 Black. Grey. Beige